

PARENTS' RECONCILING NETWORK STOLE PROJECT

PURPOSE

This stole of rainbow colors is intended as a witness of the wearer's willingness to embrace the diversity of God's good creation in his/her own life and in the life of the United Methodist Church (and ultimately, the church universal). In practice, this means the wearer stands in solidarity with those who believe all persons should be full participants in the life of the church, in policy and in practice, regardless of sexual orientation or gender identity.

HISTORY

Prior to General Conference 2004, the Parent's Reconciling Network (PRN)* Steering Committee selected a short symbolic stole of rainbow colors to be the identifier for reconciling persons at General Conference in Pittsburg. Those wearing the rainbow stole would identify themselves to be committed to the full inclusion of lesbian, gay, bisexual, and transgender persons in the life and polity of the United Methodist Church. The stole motif was chosen to signify that we are all ordained into God's kin-dom. The rainbow colors represent the wondrous diversity of God's creation.

PRN decided to give stoles to delegates, and to make them available to all others for a suggested donation of \$5.00 to PRN. About 300 stoles were given to delegates. In addition, 600 stoles were worn by others who desired to make the witness to full inclusion. All 900 stoles were given out by the end of the first week of GC – all of which had been made by faithful volunteers.

Still, requests poured in. Clearly the stoles had taken on a life of their own. PRN decided make patterns available to Annual Conferences, encouraging them to find their own suitable fabric in rainbow colors.

PRN found volunteers to make stoles for all who attended the 2005, 2007 and 2009 RMN convocations. In 2008, volunteers made over 2,000 stoles for the witness at General Conference 2008 in Fort Worth, TX.

**PRN is an extension ministry of Reconciling Ministries Network, 3801 N Keeler Ave, Chicago IL 60641. PRN is open to all United Methodists parents and friends of LGBT children.*

INSTRUCTIONS FOR MAKING A RECONCILING STOLE

PATTERN: Print the three pages, cut the pieces, and connect them (using tape) by matching the symbols so that printed grey areas overlap. This represents half of the stole, which can be cut twice to get two complementary pieces or along a fold line to create an entire stole.

CUTTING: There are two methods that maybe be used to cut the stoles. Please use the one you are most comfortable with. Method B involves a little more work, since it necessitates sewing a neckline seam on half the stoles, but it doesn't waste as much fabric and a few more stoles can be eked out. Please note that the seam allowance is already included in the pattern.

Method A: Place the neckline-fold along the folded edge of your fabric. Continue to place the pattern each time with the neckline-fold on the fold of your fabric.


Method B: Alternate the pattern along the fabric—the first cut with the neckline fold on the fold of the fabric, the next with the neckline fold along the selvage edge. If you cut carefully, the pattern can be butted up against the previous cut, which saves cutting time. If you used cutting Method B, you will need to sew the neckline seam on half the stoles before you proceed.


SEWING: Using a 1/4" seam, sew the rainbow fabric to the muslin backing (right sides together). Please avoid having the white selvage edge of the rainbow fabric show on the right side of the stole, even if it means the stole is a little shorter than the pattern. Leave an opening at the center back—as marked—for turning the stole to the right side. Clip corners, turn to the right side and push corners out so they are square.


PRESSING: Press, working the edges to make sure the fabric is flat and no fabric is folded into the seam while pressing. Turn the raw edges of the opening and finish by hand.

If you have any questions, please call or email: Helen Andrew 914-631-6530, Helen @ldandrew.com

MANY THANKS FOR BEING PART OF THIS IMPORTANT WITNESS







To create pattern: Print and line up all three pages

Grey areas will overlap one another (Match symbols)

1/4" seam allowance included

Parents Reconciling Ministries Network

An extension ministry of
Reconciling Ministries Network

Reconciling Stole Pattern

Questions? Email Anne Lewis
lewis7720@comcast.net